


WORKSHEET-FREE

A T HOME LEARNING MATS

Move It Choose an activity to complete each day. Color each space you complete.	Learn to play Four squares Strap to plates to y and prefer skate on th	Play Freeze tag everywhere For a whole with your siblings	Skip everywhere
Math Fun Choose an activity to complete each day. Color each space you complete.	Using different objects (but forks, rocks, leaves) make Aa, ABB, ABC, ABB, and ABB patterns.	Write your numbers 1-10 in a circle on the sidewalk. Circle all the even numbers with red. Draw a blue box around all the numbers that you need to count by 5.	Go on a scavenger hunt around your house, tally how many doors, windows, beds, chairs and spoons you can find.
Build It Choose an activity to complete each day. Color each space you complete.	Used recycled items from your house to build a toy robot.	Look up pictures on the internet of and build one with blocks or materials you have around the house.	Build a tower out of playing cards.
For Fun Choose an activity to complete each day. Color each space you complete.	Have a nerf gun fight.	Build a picnic (inside or outside) and invite your siblings or your stuffed animals.	Build a Fort outside out of natural materials.
Label your house with signs for items and places.	Start a kitchen band using pots and pans.	Give your pet or your bike a bath.	Go Fishing.

DIFFERENTIATED
 kindergarten



FREE ACTIVITIES, GAMES AND FUN



DIFFERENTIATED

..... kindergarten

DIFFERENTIATED INSTRUCTION IN THE CLASSROOM

Thank you

Thank you for downloading this free Boredom Buster printable. It is my effort to keep my own kinders entertained, engaged and learning through play during this difficult shutdown period. I am only hoping that it proves useful for you too. For more ideas and activities for your classroom, please visit my blog www.differkinder.com and follow me on Facebook, Twitter and Instagram.



Marsha

differentiatedkindergarten.com

© Marsha McGuire, 2020 A Differentiated Kindergarten.

All rights reserved. Please Note: Purchase of this unit entitles the purchaser the right to reproduce the pages for use in one classroom only. For any other use, you must get written permission. You may contact me at:

mmmoffit@gmail.com

Copying any part of this product or placing it on the internet in any form, is strictly forbidden and is a violation of the Digital Millennium Copyright Act (DMCA).

Fonts By

<http://www.teacherspayteachers.com/Store/Kimberly-Geswein-Fonts>

Graphics By:

<http://www.teacherspayteachers.com/Store/Kari-Bolt>

<http://frompond.blogspot.com>

<http://www.justsoscrappytoo.com>

<http://melonheadzillustrating.blogspot.com>

<http://www.teacherspayteachers.com/Store/Melonheadz>

<http://www.teacherspayteachers.com/Store/Edusong>

<http://www.teacherspayteachers.com/Store/Pink-Cat-Studio>

<http://www.mycutegraphics.com>

<http://www.teacherspayteachers.com/store/whimsy-clips>

<http://www.teacherspayteachers.com/Store/Scrappin-doodles>

<http://www.teacherspayteachers.com/Store/Krista-Walden>

<http://www.teacherspayteachers.com/store/Little-red>

Move It



Choose an activity to complete each day. Color each space you complete.

Learn to play four square.



Play freeze tag or bridge tag with your siblings!



Skip everywhere for a whole day.

Strap two paper plates to your feet and pretend to ice skate on the carpet.

Practice jumping rope.



Have your parent or sibling call out animal names and see if you can move like that animal.

Have an adult blow up a balloon and see how long you can keep it from touching the ground..

Make an obstacle course and see how long it takes you to complete it.



Go to fluencyandfitness.com and practice Math. (There's a 21 day free trial period!)

Make a track with chalk on the cement outside to follow with your scooter skates or bike.

Make 25 baskets. How long did it take you? Can you better your time?



See how long you can dribble a ball.

Have a Hula hoop contest.



Use tape to make a 'lazer' maze that you must climb over/under/thru to get down a hall.

Use cups, a ball and a broom to go golfing around your house.

Do GoNoodle for 15 minutes. www.gonoodle.com

Practice doing summersaults and cartwheels.

See how many times you can spin around before you fall down.

Go to fluencyandfitness.com and practice Reading. (There's a 21 day free trial period!)

Climb a tree!



Make up a new dance to a favorite song. Have a parent video tape it.

Place several bowls/buckets at various distances and see if you can toss a ball into each one. Make each one worth a certain point. No ball? Use a rolled up sock.

Create It



Choose an activity to complete each day. Color each space you complete.




Create an alien or monster mask to wear.



Draw a picture with watercolor markers and place it out in the rain. Watch the colors bleed and mix.

Dye some interesting pasta different colors and string them together to make jewelry or glue them on a cardboard to make a picture. (Place pasta, food coloring and $\frac{1}{4}$ cup rubbing alcohol in a bag. Mix, let it sit and then dump it on tin foil to dry over night.)

Draw a chalk mural on the sidewalk.



Drive your cars through some paint and have them drive on paper after to make cool designs.

Make finger print pictures using a stamp pad and your finger prints.



Draw a map of your house and yard. For added fun, make it a treasure map and have a pirate treasure hunt.



Paint a fun picture or a message on a rock and hide it for someone to find.

Make up a funny story and preform it for your family.


Design a 3D model of the perfect playground using paper, boxes, pipe cleaners, craft sticks or whatever you can find.

Make a marble painting by placing a piece of paper on a cookie sheet, squirting paint in random places and then rolling a marble through the paint.



Make up a comic book super hero and create a comic book to go with it.

Design, make, and fly a kite!



Get a mirror and look at your reflection to draw a self-portrait.

Make a sock puppet and put on a play.

Decorate Your Bedroom!

Learn how to make homemade water colors.

Tear up different colored paper and glue it to a paper to make a rainbow.

Use dress up clothes and make a photo booth. Use the pictures to make a book and story.

Use recycled materials like boxes, bottles, rubber bands and wire to make an instrument. Play a concert for your family.




Math Fun

Choose an activity to complete each day. Color each space you complete.

Create a weather graph and document how many sunny, windy, rainy and cloudy days you have over the break.



Here's a game you can play with a parent or sibling. Gather up some small items (erasers, pompoms, buttons, pennies, fruit loops, m&m . . .). Set them in the middle. Roll a dice and take that many items and place them in a container for you. Take turns. When all the items are gone, each player counts their items to see who has the most and is the winner.



Using different objects (buttons, rocks, leaves) make AB, AAB, ABC, ABB, and AABB patterns.

Write down some subtraction problems or have a parent help you. Now practice the problems like this., for example, if the problem is $4-2=?$ Then roll 4 play-doh balls. Subtract the two by squishing two of the balls you made. How many round play-doh balls are left? That's your answer.


Draw a jumbo number line outside on the sidewalk. Using addition (or subtraction) flashcards hop out your answers and write them down.

Go on a shape hunt. Find all the squares, circles, triangles, rectangles and maybe even hexagons in your house and take a picture of each. Can you do it with 3D shapes too?

Write your numbers 1-100 in chalk on the sidewalk. Circle all the even numbers with red. Draw a blue box around all the numbers that you need to count by 5s.

Play Number Bingo!

Make different types of paper airplanes. Have a contest to see which design flies the farthest. Measure the distance and graph your results.



Use ping pongs and a basket. Write numbers or math facts on the balls. If you can identify the answer, you can try and make a 'basket.' See how many you can make in 5 minutes.

Go on a scavenger hunt around your house, tally how many doors, windows, beds, chairs and spoons you can find.

Learn a new card game. You can find some kid friendly ones at the link below.

<http://bit.ly/2x9EB1r>

Collect, sort and count loose change from around your house. Roll the coins and trade them in for bills at your local bank.

Write your numbers 0-100 on some cards or pieces of paper. String them together on a clothes line (or string). Remove all the cards so that only the even (or odd) numbers remain.






Choose an activity to complete each day. Color each space you complete.

Practice rhyming. Ask a parent to supply a word for you and see how many real and silly words you can rhyme with it.


Write your sight words on sticky notes and place them on a wall. Having someone call out a word and quickly shoot the word with a Nerf gun. See how quickly you can shoot all your words.

Write some word family words (ex: fat, cat, hat, lip, sip, tip, hot, pot, cot . . .) on small pieces of paper or sticky notes. Place them on the floor in a line and see how many you can read in a minute. Can you beat your best record when you try again?

Go fishing for sight words. Use this free printable: <http://bit.ly/23Qajfy>



Build your sight words with play-doh.



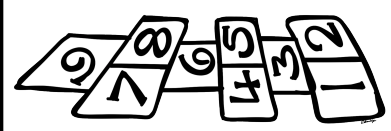
Write a letter to your teacher, friend or grandparent. Just stretch out the sounds you hear and you'll do great. Don't forget to add a picture.

Paint letters on rocks and practice writing your sight words using the lettered rocks.


Write your sight words with paint markers on rocks. Bury the rocks and go treasure hunting. You must read the word to keep the 'treasure.'

Use Legos to 'build' your sight words.

Use shaving cream on the tub wall (or on a cookie sheet) to practice writing your sight words.




Play hopscotch but instead of numbers use sight words to be read.



Write sight words on a twister game with dry erase marker and play sight word twister.

Sight word slap/stomp. Write sight words on paper, use a flyswatter to slap or place words on the floor and stomp the words as they are called out.

Go on a word hunt and circle all the words you can read on a page in the newspaper or magazine.



Read It

Choose an activity to complete each day. Color each space you complete.

Read your favorite book upside down.



Read a comic book.


Collect and read some vacation pamphlets or maps. Make a list of places you would like to visit.



Listen to someone else reading on Storyline Online.com




Read a book in a tree.



Read a book to a stuffed animal.

Read a non-fiction book and find 3 facts about something you didn't know before. Share what you learned with a parent.


Retell a favorite story. Dress up and act the story out. Have an adult video tape you and send it to your teacher.




Read a recipe to make something yummy to eat.



Read the back of a cereal box.

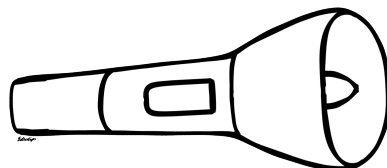


Read a map. How many places have you visited?



Read a book while eating popcorn.

Read a book under the covers with a flashlight.



Read a take-out menu from your favorite restaurant. Write down what you would order.

Read the Sunday funnies from a newspaper.



Call a relative and read them a book.

Explore It




Choose an activity to complete each day. Color each space you complete.

Make slushies without a blender.
<http://bit.ly/3ddrvRp>

Make a sensory table with an old plastic tote. Fill it with water, rice, sand, noodles and then add letter magnets, erasers or whatever you find interesting to pour and sort and count.

Build balloon rocket, with string and straws and tape (Have a parent google how!) and have a race.



Use three or more glass jars or glasses of the same size and fill them with different amounts of water. Use a spoon to tap and listen to the different sounds they make. Why don't they sound the same?

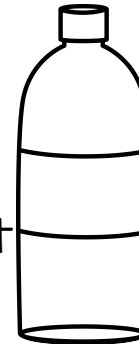


Sit outside and watch the clouds. Can you see any pictures in the clouds. Draw pictures of what you see.

Use a magnet to help you identify objects in your house that are metal or not.



Conduct an experience using Pop Rocks and different kinds of soda. Find out how here:
<http://bit.ly/24aVzmc>



Fill a sink full of water. Collect some items from around the house that is ok with your parent. Make a hypothesis (a good guess) about items that may sink or float. Test your hypothesis.



Make homemade ice cream in a jar.



<http://bit.ly/2WnPIyt>

Build a bird feeder and keep a journal of the birds you see using it.

Go on a nature scavenger hunt. Take pictures or notes of the interesting things you find.



Build chalk rockets with an adult. Find out how here:
<http://bit.ly/ITprfPz>




Start a collection: bottle tops, stamps, pennies, rubber bands, rocks ...



Build It

Choose an activity to complete each day. Color each space you complete.

Used recycled items from your house to build a toy robot.



Look up pictures on the internet of a castle and build one with blocks or materials you have around the house or in your pantry.



Build a tower out of playing cards.

Build a fort from sheets.

Use items from around your house or any building materials you have to build a zoo for your stuffed or toy animals.

Build a catapult and test it out using marshmallows, pompoms or cotton balls.

Use gumdrops or jelly beans and toothpicks to make a cube shape and/or pyramid.



Build a flotation device out of recycled materials for an action figure or doll. Test it out in a sink or tub.

Build a wind powered car using materials around the house and toy car.

Build a garage with blocks and roads with tape for your cars.



Using craft sticks and paper cups see how tall you can build a structure.


Build a marble run with pool noodles.



Use only newspaper and tape to build a bridge that will hold a toy car over two chairs.

Build a Lego maze for a marble.

For Fun



Choose an activity to complete each day. Color each space you complete.

Create a post office at your house. Use boxes to make your family members mailboxes and then deliver letters and pictures to them that you have written.



Label your house with signs for items and places.

Start a kitchen band using pots and pans.

Have a nerf gun fight.

Have a picnic (inside or outside) and invite your siblings or your stuffed animals.



Create a new super hero. Give him/her a name and some amazing powers. Draw a picture of him/her.



Give your pet or your bike a bath.

Make a snack for your family and invite them to your make believe restaurant. Pretend you're a waiter, take their order and serve them.



Camp out in your room or basement.

Make home-made bubble juice and wands.



Build a fort outside out of 'natural' materials.

Make believe you are a pet store owner using all your stuffed animals.

Learn a new board game.



Use the cans and items from your pantry to make believe you are the cashier in a grocery store.

Go fishing.

